



Newly designed navigation on our Dell and Premier sites

We are pleased to inform you about our newly designed site navigation. The change optimizes your page for mobile devices while retaining the menu items that you are familiar with.

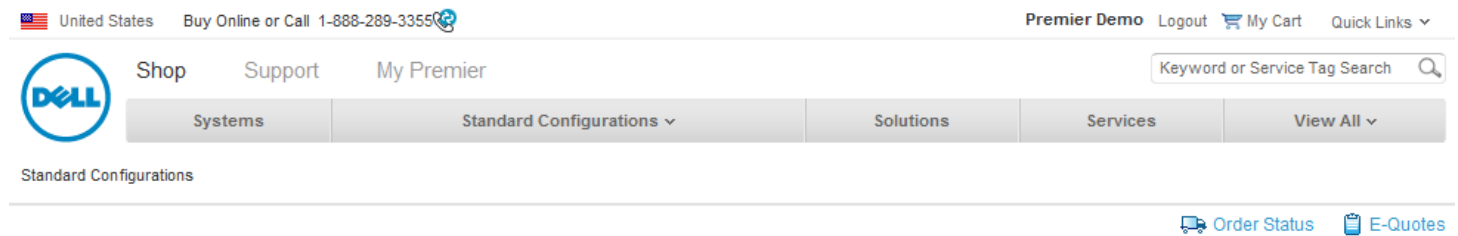
Just click one time, to move from level to level!

[Global Portal Users please click here for more information](#)

[Click here for Frequently Asked Questions \(FAQ\), Benefits and Support](#)

Premier

Premier **Before:**

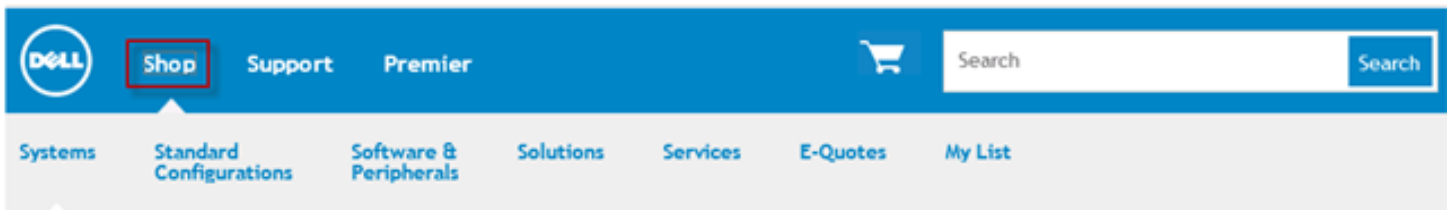


Premier **Now:**

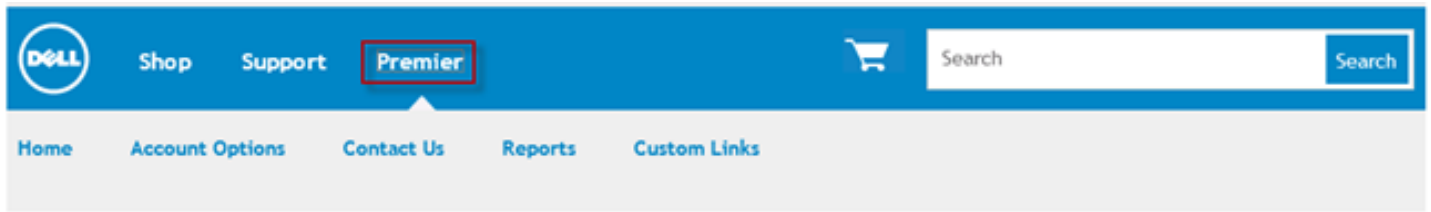
1. Landing on Premier:



2. Clicking on "Shop"



3. Clicking on "Premier":



[View All Premier](#) ▶



4. Clicking on "Support":



[View All Support](#) ▶

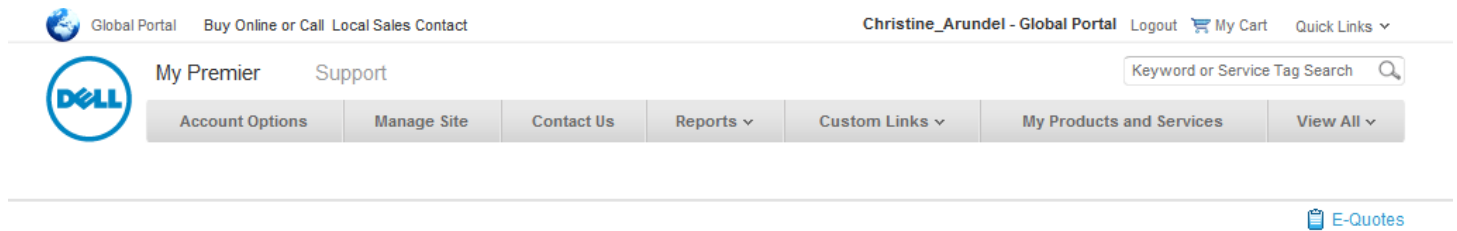


Main changes:

- The **most popular menu items** like "E-Quotes", "Standard Configurations" and "My List" are now more easily accessible under the "Shop" Menu.
- The **useful items previously under "Quick Links"** have been moved up under the "Premier" Menu.
- The **Search** box and **Cart** have been enlarged and placed more prominently for your convenience.

Global Portal

Global Portal **Before**:

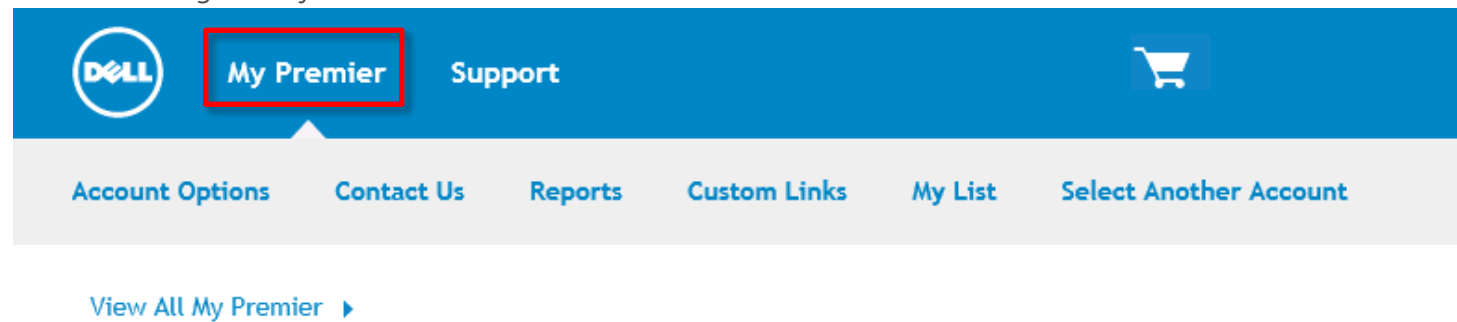


Global Portal **Now**:

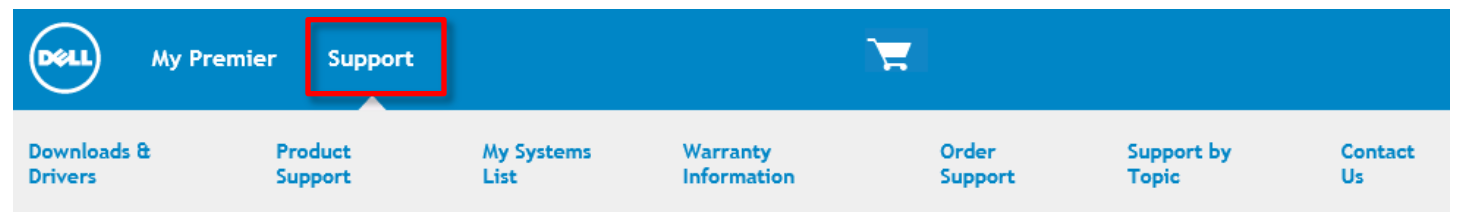
1. Landing on Global Portal:



2. Clicking on "My Premier":



3. Clicking on "Support":



Benefits	FAQ	Help
<ul style="list-style-type: none"> > The new design provides a consistent experience, > Navigation has been optimized for touch interactions (Tablet and Mobile), > The menu items that you are familiar with remain the same, > Larger menus allow more deep links, quicker access to content and a clearer layout, > Under "Premier", you can easily access useful links (previously available under "Quick Links"): Account Options, Manage Site, Contact Us, Reports, Custom Links and Select Another Account, > Visibility of "Search", "Logout" and "Cart" has been improved. 	<ul style="list-style-type: none"> > I cannot find the items that used to be under "Quick Links"? > Click on "Premier" to easily access useful links (previously available under "Quick Links"): Account Options, Manage Site, Contact Us, Reports, Custom Links and Select Another Account, > How can I return back to the main landing page? > The Dell icon on the top left takes you back to the Landing Page > I cannot find the "My List" link > Logged in under Premier: "My List" is now first-level under the "Shop" Menu and also available under "Software & Peripherals" in the second-level menu. > Logged in under Global Portal: "My List" is now available under the "My Premier" Menu > I cannot find "E-Quotes" on Global Portal > The E-Quotes gadget can be accessed via the "Add features" gadget on the landing page or via the icon toolbelt underneath the blue main menu. You can also access "Order Status" and "Help" there > What is the "View All..." item for? > The "View All" links take you to the corresponding higher-level pages. This provides a way to navigate to higher level pages within a touch friendly experience. > How do I access the "My Premier" workspace? > If you have the My Premier gadgets workspace enabled on your site, you will be able to access it by clicking on "View All My Premier" within the "My Premier" menu. 	<ul style="list-style-type: none"> > If you have an issue other than the ones listed under FAQ – please contact the Premier Help Desk